

“service,
strength and
quality”

Hydraulic Bi-Directional Variable Speed Foot Pedal

THISTLE GROUP



Thistle Marine have identified a requirement for a one piece fully enclosed hydraulic foot pedal.

The foot pedal provides control over a SD11 directional control valve by the operators foot allowing accurate and safe control of hydraulic equipment such as capstans and winches.

It is constructed entirely from stainless steel material and with a rugged design the foot pedal is intended to be used in harsh environments and is sized to accommodate large work boats.

The Thistle foot pedal allows easy and quick installation to the vessel and solves the problem that traditional foot pedals have of where the pedal is installed on the deck and the valve below deck. The top cover is removable to allow access to the inside for easy maintenance.

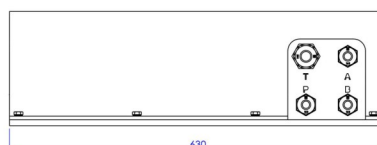
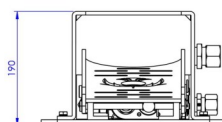
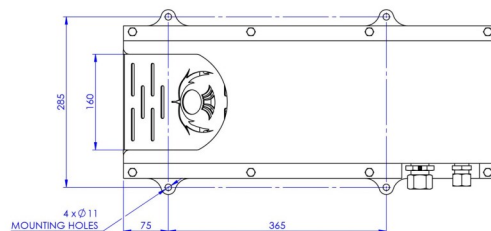
The pedal has a “dead mans” function which stops the equipment when the operators foot is removed.



Technical Data	
Working Pressure:	250 bar
Maximum Oil Flow:	70 LPM
Connection Sizes:	16mm (1/2") & 20mm (3/4")
Total Weight:	35 kg

Key Points:

- “Dead mans” operation for optimal safety
- Accurate speed control
- Easy to install
- Marine grade stainless steel construction throughout



THISTLE GROUP HQ

5 Baltic Place, Peterhead,
Aberdeenshire, Scotland,
AB42 1TF

Tel: +44 (0)1779 477 210
sales@thistlemarine.co.uk
www.thistlegroup.co.uk